



# Financial Report 2015



# 2015: Income, Expenses

| in US \$            | 2014              | 2015              |                  | 2016              |
|---------------------|-------------------|-------------------|------------------|-------------------|
| Category            | Performance       | Budget Plan       | Performance      | Budget Plan       |
| <b>YEAR 2015</b>    |                   |                   |                  |                   |
| <b>INCOME</b>       |                   |                   |                  |                   |
| Common Fund         | 154.697,00        | 128.000,00        | 58.858,00        | 176.000,00        |
| Seed Funding        | -8.488,00         |                   | -8.000,00        |                   |
| <b>Total Income</b> | <b>146.209,00</b> | <b>128.000,00</b> | <b>50.858,00</b> | <b>176.000,00</b> |
|                     |                   |                   |                  |                   |

For more information, visit [www.ieadsm.org](http://www.ieadsm.org)

# 2015: Income, Expenses

| in US \$                              | 2014               | 2015               |                    |
|---------------------------------------|--------------------|--------------------|--------------------|
| Category                              | Performance        | Budget Plan        | Performance        |
| <b>EXPENSES 2015</b>                  |                    |                    |                    |
| <b>Operating Expense</b>              |                    |                    |                    |
| ExCo Support                          | -79.149,00         | -60.000,00         | -56.198,00         |
| ExCo Ccommunication                   |                    | -6.000,00          | -972,00            |
| Advisor                               | -29.220,00         | -30.000,00         | -33.909,00         |
| ExCo Reserve Fund                     |                    | -10.000,00         |                    |
| <b>Operating Expense</b>              | <b>-108.369,00</b> | <b>-106.000,00</b> | <b>-91.079,00</b>  |
| <b>Information Activities</b>         |                    |                    |                    |
| Annual Report                         | -15.907,00         | -17.000,00         | -14.728,73         |
| Spotlight Newsletter                  | -12.612,00         | -20.000,00         | -17.519,50         |
| Website                               | -33.790,00         | -20.000,00         | -60.486,00         |
| DSM Brochure & Task Flyers            | -850,00            | -5.000,00          | -3.733,50          |
| <b>Information Activities Expense</b> | <b>-63.159,00</b>  | <b>-62.000,00</b>  | <b>-96.467,73</b>  |
| <b>Total Operating Expense</b>        | <b>-171.528,00</b> | <b>-168.000,00</b> | <b>-187.546,73</b> |
| <b>Financial Expenses</b>             |                    |                    |                    |
| Accounting Fees                       | -4.000,00          | -5.000,00          | -4.000,00          |
| Annual License Renewal                | -210,00            | -200,00            | -210,00            |
| Bank Service Charges                  | -475,00            | -1.800,00          | -902,00            |
| <b>Total Financial Expenses</b>       | <b>-4.685,00</b>   | <b>-7.000,00</b>   | <b>-5.112,00</b>   |
| <b>Total Expenses</b>                 | <b>-176.213,00</b> | <b>-175.000,00</b> | <b>-192.658,73</b> |

For more information, visit [www.ieadsm.org](http://www.ieadsm.org)

# 2015: Balance

| in US \$                     | 2014               | 2015        |                    |
|------------------------------|--------------------|-------------|--------------------|
| Category                     | Performance        | Budget Plan | Performance        |
| <b>OVERVIEW</b>              |                    |             |                    |
| Opening Balance              | 661,00             |             | 657,00             |
| Replenishment of Common Fund | 270.000,00         |             | 240.000,00         |
| Income                       | 146.209,00         |             | 50.858,00          |
| <b>Total Income</b>          | <b>416.870,00</b>  |             | <b>291.515,00</b>  |
| <b>Total expenditure</b>     | <b>-176.213,00</b> |             | <b>-192.658,73</b> |
| <b>Close Out End of Year</b> | <b>-240.000,00</b> |             | <b>-98.500,00</b>  |
| <b>End of Balance</b>        | <b>657,00</b>      |             | <b>356,27</b>      |

# 2015: Status Common Fund Payments

| <i>COUNTRY</i>       | 2011 | 2012     | 2013 | 2014    | 2015    |
|----------------------|------|----------|------|---------|---------|
| Austria*             | ☺    | ☺        | ☺    | ☺       | ☺       |
| Belgium*             | ☺    | ☺        | ☺    | ☺       | ☺       |
| Canada               | ☺    | ☺        | -    | -       | -       |
| Finland*             | ☺    | ☺        | ☺    | ☺       | X       |
| India*               | ☺    | ☺        | ☺    | ☺       | X       |
| Italy*               | ☺    | ☺        | ☺    | ☺       | ☺       |
| Korea*               | ☺    | ☺        | ☺    | ☺       | X       |
| Netherlands*         | ☺    | ☺        | ☺    | ☺       | ☺       |
| New Zealand*         | ☺    | ☺        | ☺    | ☺       | ☺       |
| Norway*              | ☺    | ☺        | ☺    | ☺       | ☺       |
| Spain*               | ☺    | ☺        | ☺    | ☺       | X       |
| Sweden*              | ☺    | ☺        | ☺    | ☺       | ☺       |
| Switzerland*         | ☺    | ☺        | ☺    | ☺       | ☺       |
| UK*                  | ☺    | ☺        | ☺    | ☺       | ☺       |
| US*                  | ☺    | ☺        | ☺    | ☺       | X       |
| RAP**                | ☺    | ☺        | ☺    | Excused | Excused |
| EI**                 |      |          | ☺    | ☺       | ☺       |
| Not current members: |      |          |      |         |         |
| Australia            | -    | \$ 2.347 | -    | -       | -       |
| France*              | ☺    | ☺        | ☺    | -       | -       |

For more information, visit [www.ieadsm.org](http://www.ieadsm.org)

# 2016: Budget (Info)

| in US \$                              | 2015               | 2016               |
|---------------------------------------|--------------------|--------------------|
| Category                              | Performance        | Budget Plan        |
| <b>INCOME</b>                         |                    |                    |
| Common Fund                           | 58.858,00          | 176.000,00         |
| Seed Funding                          | -8.000,00          |                    |
| <b>Total Income</b>                   | <b>50.858,00</b>   | <b>176.000,00</b>  |
| <b>EXPENSES 2015</b>                  |                    |                    |
| <b>Operating Expense</b>              |                    |                    |
| ExCo Support                          | -56.198,00         | -71.000,00         |
| ExCo Ccommunication                   | -972,00            | -5.000,00          |
| Advisor                               | -33.909,00         | -20.000,00         |
| ExCo Reserve Fund                     |                    | -10.000,00         |
| <b>Operating Expense</b>              | <b>-91.079,00</b>  | <b>-106.000,00</b> |
| <b>Information Activities</b>         |                    |                    |
| Annual Report                         | -14.728,73         | -17.000,00         |
| Spotlight Newsletter                  | -17.519,50         | -20.000,00         |
| Website                               | -60.486,00         | -20.000,00         |
| DSM Brochure & Task Flyers            | -3.733,50          | -5.000,00          |
| <b>Information Activities Expense</b> | <b>-96.467,73</b>  | <b>-62.000,00</b>  |
| <b>Total Operating Expense</b>        | <b>-187.546,73</b> | <b>-168.000,00</b> |
| <b>Financial Expenses</b>             |                    |                    |
| Accounting Fees                       | -4.000,00          | -5.000,00          |
| Annual License Renewal                | -210,00            | -1.000,00          |
| Bank Service Charges                  | -902,00            | -2.000,00          |
| <b>Total Financial Expenses</b>       | <b>-5.112,00</b>   | <b>-8.000,00</b>   |
| <b>Total Expenses</b>                 | <b>-192.658,73</b> | <b>-176.000,00</b> |

# 2015: *Income, Expenses*



For more information, visit [www.ieadsm.org](http://www.ieadsm.org)





For more information, visit [www.ieadsm.org](http://www.ieadsm.org)







For more information, visit [www.ieadsm.org](http://www.ieadsm.org)






For more information, visit [www.ieadsm.org](http://www.ieadsm.org)





For more information, visit [www.ieadsm.org](http://www.ieadsm.org)





For more information, visit [www.ieadsm.org](http://www.ieadsm.org)



For more information, visit [www.ieadsm.org](http://www.ieadsm.org)



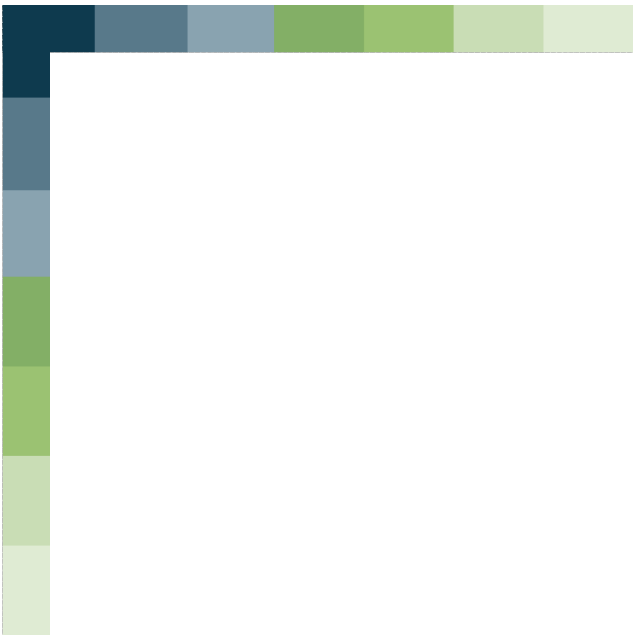


For more information, visit [www.ieadsm.org](http://www.ieadsm.org)





For more information, visit [www.leadsm.org](http://www.leadsm.org)



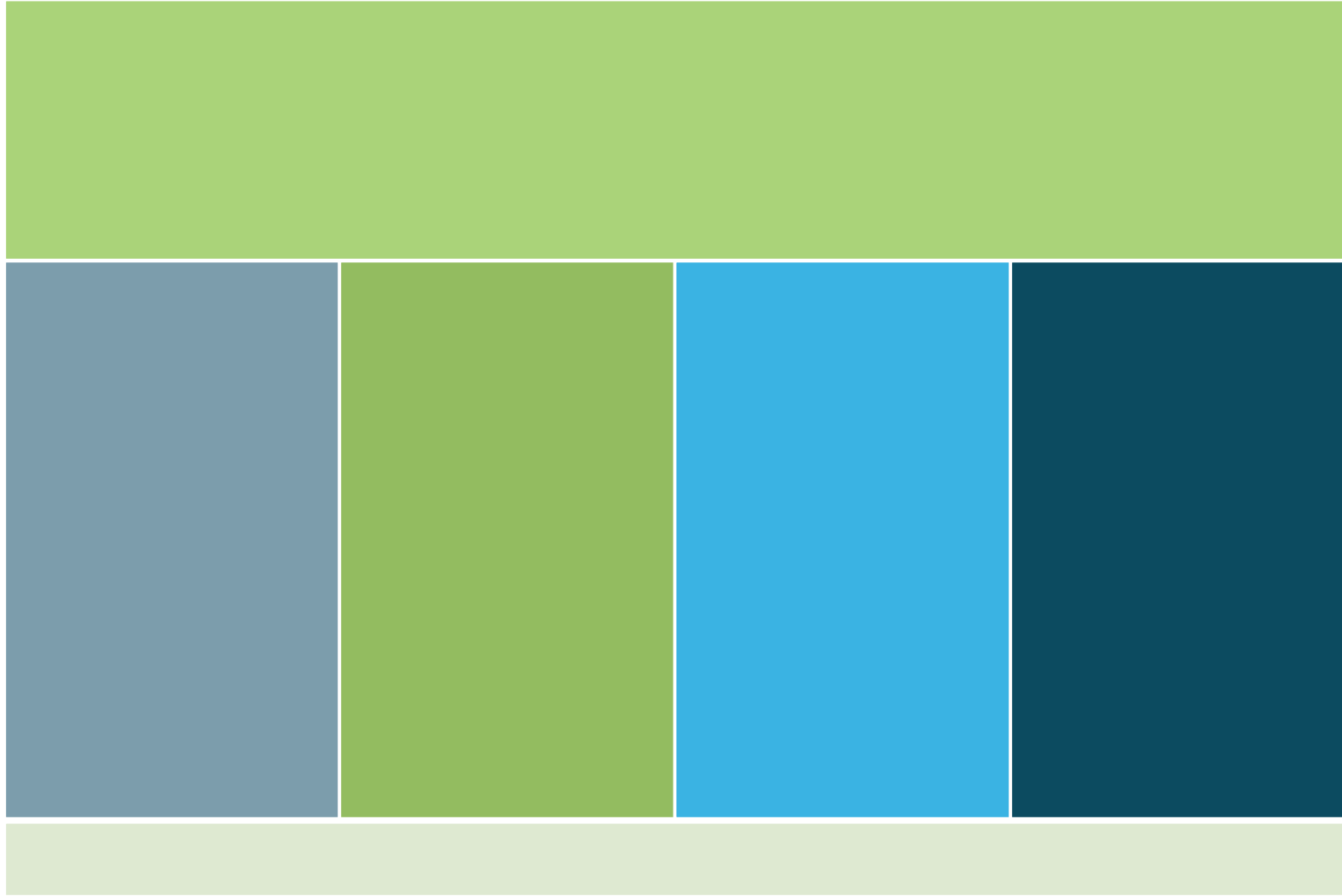
For more information, visit [www.ieadsm.org](http://www.ieadsm.org)







For more information, visit [www.ieadsm.org](http://www.ieadsm.org)



For more information, visit [www.ieadsm.org](http://www.ieadsm.org)

